

Cabrillo College Assessment Course Placements

STUDENT PERFORMANCE

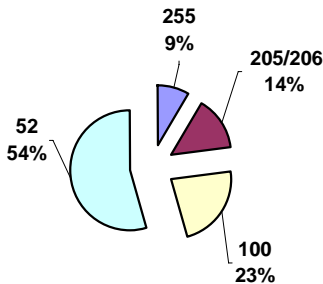
READING	255		205/206		100		52				Totals
Fall 2003	194	8%	386	17%	582	25%	1155	50%			2,317
Spring 2004	64	8%	95	12%	198	26%	413	54%			770
Fall 2004	180	8%	368	16%	565	24%	1198	52%			2,311
Spring 2005	79	10%	113	14%	184	22%	451	55%			827
Fall 2005	241	10%	380	16%	561	23%	1249	51%			2,431
Spring 2006	56	8%	104	15%	144	21%	397	57%			701
Fall 2006	215	9%	342	15%	602	26%	1180	50%			2,339
Spring 2007	65	9%	96	13%	163	22%	414	56%			738
Fall 2007	234	8%	370	13%	696	25%	1480	53%			2,780
Spring 2008	76	9%	129	14%	201	23%	484	54%			890

MATH	255 or 254		154		152		Transf Math		Retest		Totals
Fall 2003	728	31%	514	22%	598	26%	307	13%	190	8%	2,337
Spring 2004	239	31%	205	26%	192	25%	80	10%	60	8%	776
Fall 2004	580	25%	497	21%	737	32%	327	14%	193	8%	2,334
Spring 2005	279	34%	218	27%	175	21%	92	11%	54	7%	818
Fall 2005	635	26%	537	22%	748	30%	371	15%	175	7%	2,466
Spring 2006	182	26%	164	24%	188	27%	105	15%	49	7%	688
Fall 2006	581	24%	486	20%	753	32%	371	16%	189	8%	2,380
Spring 2007	207	29%	194	27%	195	27%	82	11%	48	7%	726
Fall 2007	566	20%	567	20%	993	36%	427	15%	228	8%	2,781
Spring 2008	246	30%	206	25%	193	24%	90	11%	75	9%	810

ENGLISH	255 or 290		100		1A		ESL Referral		Totals
Fall 2003	472	20%	1092	47%	707	31%	46	2%	2,317
Spring 2004	127	17%	358	47%	267	35%	14	2%	766
Fall 2004	439	19%	1093	47%	736	32%	42	2%	2,310
Spring 2005	152	18%	349	42%	295	36%	29	4%	825
Fall 2005	628	26%	964	40%	785	32%	54	2%	2,431
Spring 2006	170	24%	257	37%	259	37%	15	2%	701
Fall 2006	566	24%	1018	43%	706	30%	52	2%	2,342
Spring 2007	171	23%	300	41%	245	33%	21	3%	737
Fall 2007	603	22%	1225	44%	897	32%	52	2%	2,777
Spring 2008	217	24%	349	39%	300	34%	21	2%	887

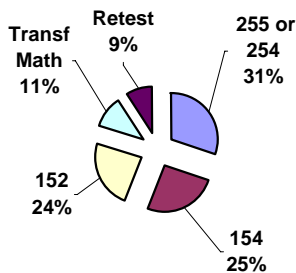
Source: Assessment Center

Reading Placement - Spring 2008



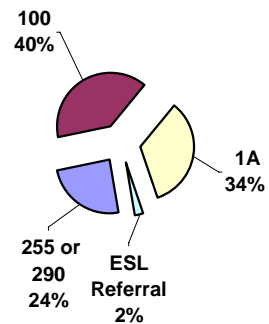
■ 255 ■ 205/206 ■ 100 ■ 52

Math Placement - Spring 2008



■ 255 or 254 ■ 154 ■ 152 ■ Transf Math ■ Retest

English Placement - Spring 2008



■ 255 or 290 ■ 100 ■ 1A ■ ESL Referral