



**Transfers of Cabrillo College students who
attended the Watsonville Center**

Terrence Willett
Research Technician
Office of Institutional Research
March 28, 2000

Transfers of Cabrillo College students from the Watsonville Area

Terrence Willett
Research Technician
Office of Institutional Research
March 28, 2000

Introduction

This report describes transfers from students who took coursework at the Watsonville Center to aid in planning the expansion of the Watsonville Transfer Center at Cabrillo College.

Methods

Transfer data came from four sources. One source is the final transcript requests submitted by Cabrillo students. It was assumed that those who submitted only one request intended to attend that institution. If multiple requests were submitted in the same or sequential years, they were not included for analysis as it is impossible to determine which institution they actually attended, if any. If multiple requests were separated by more than two years, the most recent request was used. In all cases, it is unknown from this data if the student actually attended these institutions; however, it is the best data available for most institutions.

The second source is data from the University of California at Santa Cruz (UCSC), the third is data from San José State University (SJSU), and the fourth is data from Cal State University at Monterey Bay (CSUMB). These institutions have provided Cabrillo with data on their students who transferred from Cabrillo. These sources are more reliable, which is especially good as over two-thirds of our transfers go to UCSC, SJSU, or CSUMB.

Watsonville Center students are those who enrolled in at least one course offered at the Watsonville Center between Spring 1993 and Fall 1999.

Data were analyzed with Brio Enterprise 6 and SPSS 10.0.5.

Results and Discussion

Over half of all our students from either the Watsonville Center or elsewhere transfer to UCSC or SJSU (Table 1). The proportion of Watsonville Center student transfers appears to have been declining relative to the proportion of the total enrollment that Watsonville Center students comprise (Figure 1). Further, the proportion of Watsonville Center students who stated a transfer goal has been consistently less than other Cabrillo students (Figure 2).

As would be expected, Watsonville supplies the largest number of students to the Watsonville Center (Figure 3). Over half of Cabrillo's Watsonville area students are enrolled through the Watsonville Center (Figure 4) and proportionately more of them are Hispanic (Figure 5) and female (Figure 6).

Table 1. Transfer institutions of Cabrillo students enrolled at the Watsonville Center and elsewhere.

Transfer Institution	Other Students									Watsonville Center Students								Combined Total
	91-92	92-93	93-94	94-95	95-96	96-97	97-98	98-99	92-93	93-94	94-95	95-96	96-97	97-98	98-99	99-00		
SJSU			318	118	209	128	124			27	18	29	37	35			1043	
CSUSF						38	26	26					6	3	2		101	
CSUMB					6	7	11	23					3		9	1	60	
UCB						21	11	24					3	1			60	
CALPSLO						24	11	10					2	3	2		52	
CSUSAC						8	5	10					4	1	6		34	
UCD						17	6	7					1	2	1		34	
CSUSD						10	8	8					4	1	2		33	
CSUHUM						14	9	6							1		30	
UCSB						14	2	10					2				28	
UCLA						9	8	5					4	1			27	
CSUSON						14	4	8									26	
CSUCHI						11	7	5							2		25	
CSULB						5	8	4									17	
UCSD						7	3	2					1				13	
CALPPOM						1	4	2									7	
CSUFUL						4	1	1						1			7	
CSUHAY						3		3									6	
CSUSTA							2						2	1	1		6	
BETHANY COLLEGE						4							1				5	
CSUN						2	2	1									5	
SACLAR							2								2		4	
MILLS COLLEGE						3											3	
SANTA CLARA UNIVERISTY						3											3	
UNIVERSITY OF ARIZONA						3											3	
UNIVERSITY OF SOUTHERN OREGON								3									3	
CSULA						1	1										2	
GONZAGA UNIVERSITY						2											2	
HAWAII PACIFIC UNIVERSITY							2										2	
LOYOLA MARYMOUNT UNIVERSITY													2				2	
RENSSELAER POLYTECHNIC INSTITUTE						2											2	
SAN FRANCISCO ART INSTITUTE						2											2	
UNIVERSITY OF CHARLOTTE, NC								2									2	
UNIVERSITY OF NORTH DAKOTA						2											2	

Continued next page

Continued from previous page																	
Transfer Institution	Other Students									Watsonville Center Students							Combined Total
	91-92	92-93	93-94	94-95	95-96	96-97	97-98	98-99	92-93	93-94	94-95	95-96	96-97	97-98	98-99	99-00	
UNIVERSITY OF THE PACIFIC						2											2
ACADEMY OF ART COLLEGE						1											1
ADAMS STATE COLLEGE						1											1
AMERICAN RIVER													1				1
BASTYR U						1											1
BELMONT UNIVERSITY						1											1
BERKLEE COLLEGE OF MUSIC						1											1
BIOLA UNIVERSITY													1				1
BOISE STATE UNIVERSITY								1									1
CALIFORNIA LUTHERAN UNIVERSITY								1									1
CALIFORNIA MARITIME ACADEMY									1								1
CENTENARY COLLEGE						1											1
CHAPMAN UNIVERSITY															1		1
CLAREMONT MCKENNA COLLEGE									1								1
CSUDH								1									1
CSUSB														1			1
CSUSM						1											1
CUEST COLLEGE								1									1
D.Q.U.													1				1
DOMINICAN COLLEGE, SAN RAFAEL									1								1
EMBRY-RIDDLE AERONAUTICAL UNIVERSITY						1											1
F.I.D.M.						1											1
GOLDEN GATE													1				1
KANSAS STATE U						1											1
KENTUCKY STATE UNIVERSITY						1											1
KEUKA COLLEGE						1											1
MASTERS INSTITUTE															1		1
MESA STATE COLLEGE						1											1
MONTEREY INSTITUTE OF INTERNATIONAL STUDIES									1								1
MONTREAT						1											1
NEW COLLEGE OF CA						1											1
NEW YORK UNIVERSITY						1											1
NORTH ARIZONA UNIVERSITY						1											1
NORTHEASTERN UNIVERSITY						1											1
OHIO STATE UNIVERSITY								1									1
PALMER COLLEGE						1											1
PEABODY CONSERVATORY OF MUSIC						1											1

Continued next page

Continued from previous page																	
Transfer Institution	Other Students									Watsonville Center Students							Combined Total
	91-92	92-93	93-94	94-95	95-96	96-97	97-98	98-99	92-93	93-94	94-95	95-96	96-97	97-98	98-99	99-00	
PORTLAND STATE UNIVERSITY								1									1
PRESCOTT COLLEGE						1											1
RICE UNIVERSITY								1									1
SAINT MARY'S COLLEGE						1											1
SANTA MONICA COLLEGE															1		1
SCHOOL OF VISUAL ARTS						1											1
SEATTLE CENTRAL COMMUNITY COLLEGE						1											1
SIERRA COLLEGE						1											1
SIMON FRASIER UNIVERSITY						1											1
SOUTHERN OREGON STATE COLLEGE						1											1
SOUTHWESTERN UNIVERSITY						1											1
ST. CLOUD UNIVERSITY						1											1
STANFORD						1											1
STMAR									1								1
UCI						1											1
UCSF						1											1
UNDECIDED									1								1
UNITED STATES AIR FORCE ACADEMY						1											1
UNIVERSITY OF CHICAGO								1									1
UNIVERSITY OF HAWAII AT MANOA									1								1
UNIVERSITY OF NEVADA-LAS VEGAS						1											1
UNIVERSITY OF NEVADA-RENO						1											1
UNIVERSITY OF OREGON						1											1
UNIVERSITY OF SAN DIEGO						1											1
UNIVERSITY OF SOUTHERN COLORADO														1			1
UNIVERSITY OF TEXAS/AUSTIN						1											1
UNIVERSITY OF UTAH						1											1
UNIVERSITY OF WASHINTON						1											1
UNIVERSITY OF WISCONSIN-STEVENS						1											1
UOP									1								1
USC						1											1
WASHINGTON STATE U						1											1
Year Totals (note: 98-99 data from UCSC only from Fall 1998)	37	99	583	364	442	644	522	301	6	42	31	47	99	73	37	1	3328
Total Watsonville Center		336															
Total Other		2992															




Figure 1. Comparison of relative enrollments and transfers of Watsonville Center students.

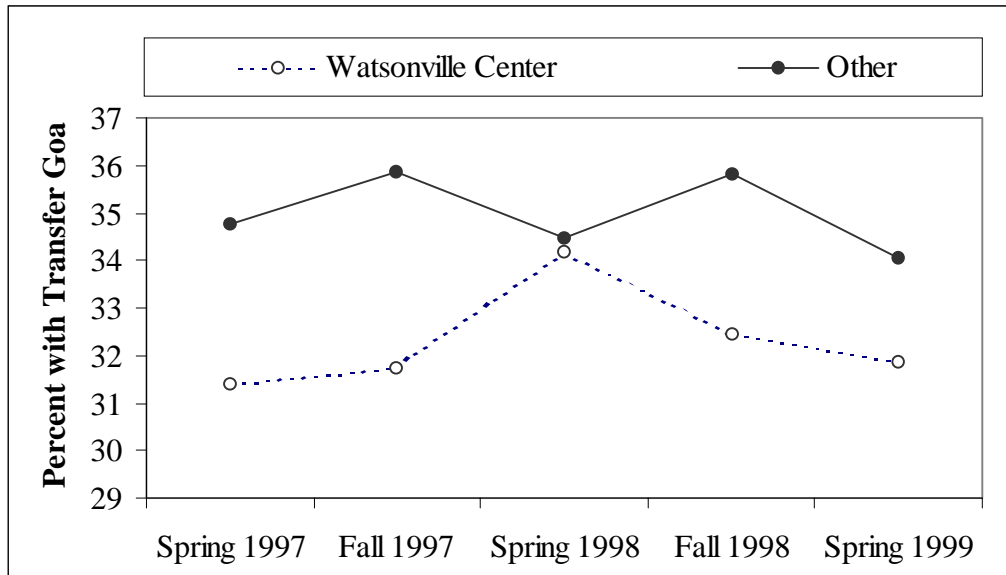


Figure 2. Proportion of Cabrillo students with transfer goal by enrollment location.

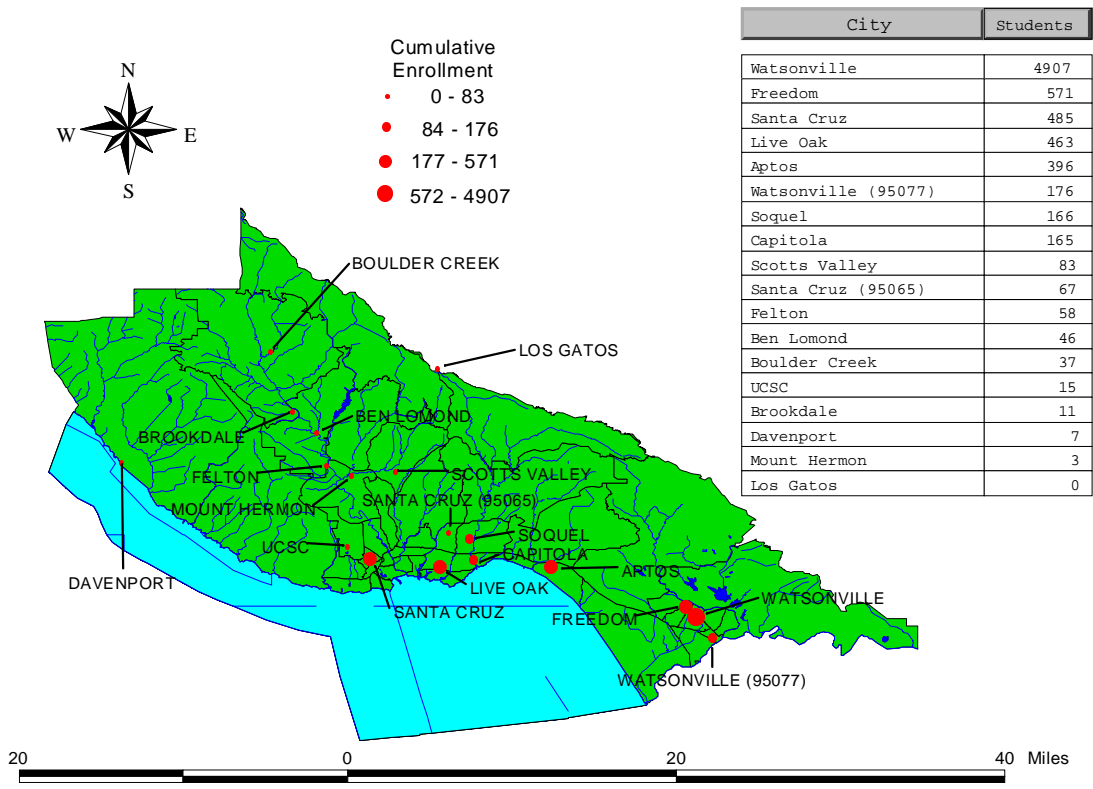


Figure 3. Watsonville Center Enrollment by Zip Code from 1993 to 1999

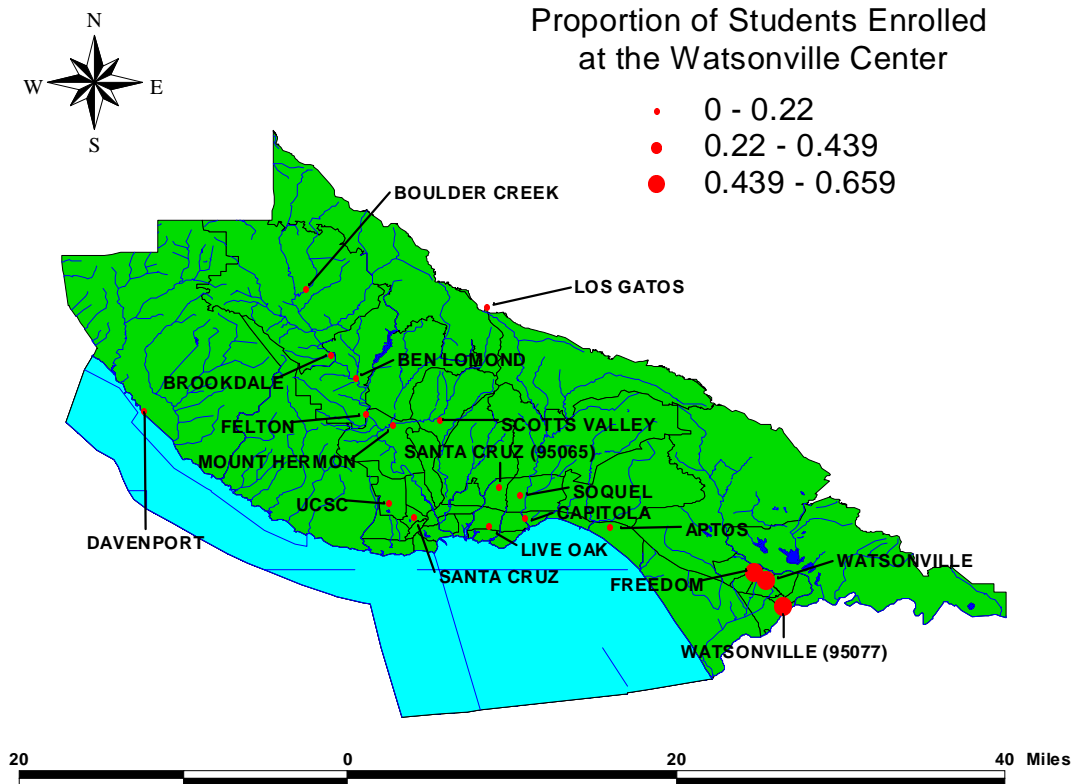


Figure 4. Watsonville Center Relative Enrollment by Zip Code from 1993 to 1999

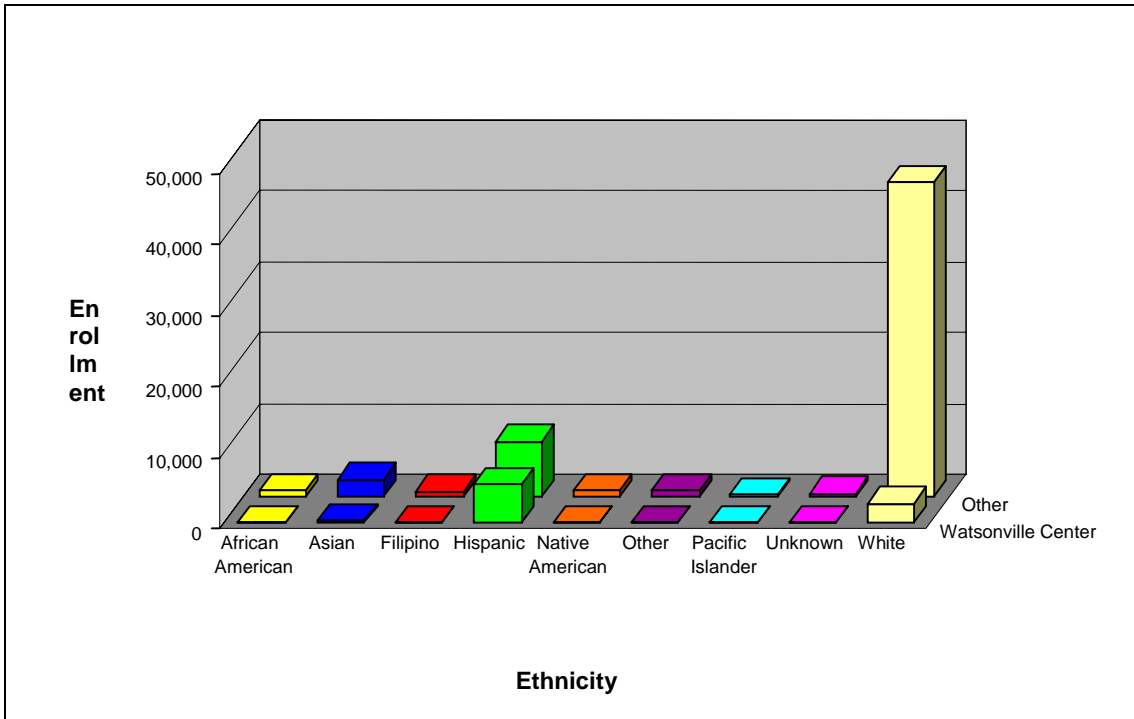


Figure 5. Cumulative Enrollment from 1993 to 1999 by Ethnicity and Location

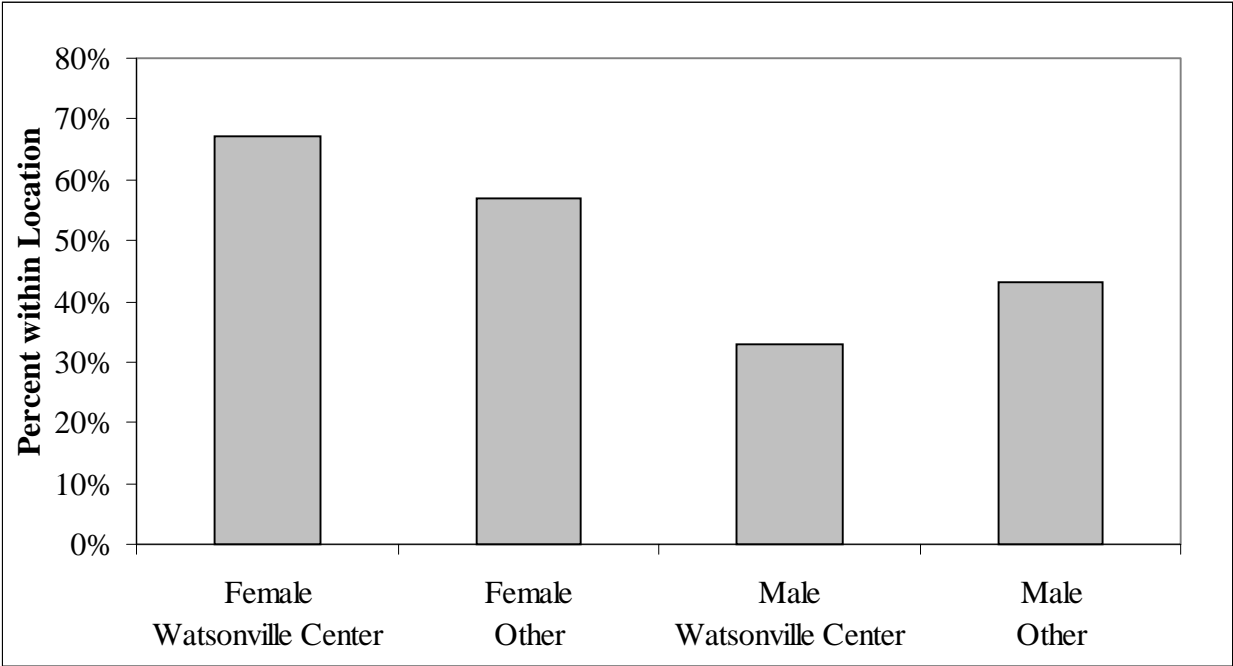


Figure 6. Proportion of Spring 1993 enrollment by gender within location.